

- ☐ Tube OD:1.9"
- ☐ IO Gauge Tube
- ☐ Hot DIP Galvanized
- ☐ Minimum Yield Strength: 50,000 PSI
- ☐ Minimum Tensile Strength: 65,000 PSI

GENERAL INFORMATION

Company Name: GONGSIL LOGISTIC Sdn Bhd
 Address: No. 10, Jalan 10/10, Taman Perindustrian, 41010 Klang, Selangor, Malaysia
 Phone: +603 8922 7433
 Email: info@gongsillogistic.com

GENERAL SPECIFICATION

Material: Hot Dip Galvanized Steel
 Tube Size: 1.9" OD x 0.08" Wall
 Yield Strength: 50,000 PSI
 Tensile Strength: 65,000 PSI

QUALITY CONTROL

Inspection: Visual, Dimensional, Mechanical
 Testing: Tensile, Charpy, Bend, Impact

APPLICATION

Construction, Industrial, Marine, etc.



- ☐ Tube OD:1.9"
- ☐ IO Gauge Tube
- ☐ Hot DIP Galvanized
- ☐ Minimum Yield Strength: 50,000 PSI
- ☐ Minimum Tensile Strength: 65,000 PSI



VERTICAL POST

ITEM NO	DESCRIPTION	WEIGHT(KG5)
FF-9901	9" STARTER COLLAR	1.60
FF-9901N	17.5" STARTER COLLAR	2.92
FF-9105	0.5m VERTICAL	3.35
FF-9110	3'3" VERTICAL WITH SPIGOT	5.71
FF-9115	4'9" VERTICAL WITH SPIGOT(1.5m)	8.09
FF-9120	6'6" VERTICAL WITH SPIGOT	10.45
FF-9125	8'2" VERTICAL WITH SPIGOT(2.5m)	12.81
FF-9130	9'9" VERTICAL WITH SPIGOT	15.19

TRUSS LEDGERS

ITEM NO	DESCRIPTION	WEIGHT(KG5)
FF-951524	5' TRUSS LEDGER	9.99
FF-951829	6' TRUSS LEDGER	12.09
FF-952134	7' TRUSS LEDGER	14.15
FF-952438	8' TRUSS LEDGER	16.23
FF-952743	9' TRUSS LEDGER	18.32
FF-953048	10' TRUSS LEDGER	21.23
FF-951090	1.09M TRUSS LEDGER	7.27
FF-951290	1.29M TRUSS LEDGER	8.70
FF-951570	1.57M TRUSS LEDGER	10.44
FF-952070	2.07M TRUSS LEDGER	13.93
FF-952570	2.57M TRUSS LEDGER	17.22
FF-953070	3.07M TRUSS LEDGER	21.32

HORIZONTAL

ITEM NO	DESCRIPTION	WEIGHT(KG5)
FF-920305	1' LOAD BEARER	1.97
FF-920488	1' 6" LOAD BEARER	2.54
FF-920610	2' LOAD BEARER	3.13
FF-920671	2' 2" SINGLE LEDGER	3.35
FF-920732	2' 4" SINGLE LEDGER	3.51
FF-920792	2' 6" SINGLE LEDGER	3.70
FF-920914	3' SINGLE LEDGER	4.27
FF-921097	3' 6" SINGLE LEDGER	4.85
FF-921128	3' 7" SINGLE LEDGER	4.99
FF-921219	4' SINGLE LEDGER	5.43
FF-921311	4' 3" SINGLE LEDGER	5.72
FF-921524	5' SINGLE LEDGER	6.58
FF-921585	5' 2" SINGLE LEDGER	6.80
FF-921829	6' SINGLE LEDGER	7.75
FF-922103	6' 9" SINGLE LEDGER	8.64
FF-922134	7' SINGLE LEDGER	8.90
FF-922438	8' SINGLE LEDGER	10.06
FF-922591	8' 5" SINGLE LEDGER	10.54
FF-922621	8' 6" SINGLE LEDGER	10.64
FF-922743	9' SINGLE LEDGER	11.21
FF-923048	10' SINGLE LEDGER	12.37
FF-923078	10' 1" SINGLE LEDGER	12.46
FF-920730	0.73M SINGLE LEDGER	3.62
FF-921090	1.09M SINGLE LEDGER	4.96
FF-921290	1.29M SINGLE LEDGER	5.72
FF-921570	1.57M SINGLE LEDGER	6.80
FF-922070	2.07M SINGLE LEDGER	8.69
FF-922570	2.57M SINGLE LEDGER	10.64
FF-923070	3.07M SINGLE LEDGER	12.46

BOARD BRACKET

ITEM NO	DESCRIPTION	WEIGHT(KG5)
FF-96-01	1# BOARD SIDE BRACKET W/SPIGOT	4.37
FF-96-02	2# BOARD SIDE BRACKET W/SPIGOT	6.79
FF-96-03	3# BOARD SIDE BRACKET W/SPIGOT	8.90
FF-960390	0.39M SIDE BRACKET	5.52
FF-960730	0.73M SIDE BRACKET	9.44
FF-961090	1.09M SIDE BRACKET	8.90

- Tube OD:1.9"
- IO Gauge Tube
- Hot DIP Galvanized
- Minimum Yield Strength: 50,000 PSI
- Minimum Tensile Strength: 65,000 PSI

- Tube OD:1.9"
- IO Gauge Tube
- Hot DIP Galvanized
- Minimum Yield Strength: 50,000 PSI
- Minimum Tensile Strength: 65,000 PSI



BAY BRACE

ITEM NO	DESCRIPTION	WEIGHT(KG5)
FF-930914	3'x6'6" BAY BRACE (48.3x2.4)	7.97
FF-931097	3'6"x6'6" BAY BRACE (48.3x2.4)	8.13
FF-931219	4'x6'6" BAY BRACE (48.3x2.4)	8.32
FF-931524	5'x6'6" BAY BRACE (48.3x2.4)	8.77
FF-931829	6'x6'6" BAY BRACE	9.29
FF-932134	7'x6'6" BAY BRACE	9.86
FF-932438	8'x6'6" BAY BRACE	10.49
FF-933048	10'x6'6" BAY BRACE	11.87
FF-931090	1.09M BAY BRACE	8.17
FF-931290	1.29M BAY BRACE	8.42
FF-931570	1.57M BAY BRACE	8.85
FF-932070	2.07M BAY BRACE	9.75
FF-932570	2.57M BAY BRACE	10.26
FF-933000	3.00M BAY BRACE	11.20
FF-933070	3.07M BAY BRACE	11.35

SWIVLE CLAMP BRACE

ITEM NO	DESCRIPTION	WEIGHT(KG5)
FF-940705(2.4)	7'x5' SWIVLE CLAMP BRACE	9.18
FF-940705(3.2)	7'x5' SWIVLE CLAMP BRACE (48.3x3.25)	11.56
FF-940707(2.4)	7'x7' SWIVLE CLAMP BRACE	10.26
FF-940707(3.2)	7'x7' SWIVLE CLAMP BRACE (48.3x3.25)	12.99
FF-940708(2.4)	7'x8' SWIVLE CLAMP BRACE	10.86
FF-940708(3.2)	7'x8' SWIVLE CLAMP BRACE (48.3x3.25)	13.80
FF-940808(2.4)	8'x8' SWIVLE CLAMP BRACE	11.72
FF-940808(3.2)	8'x8' SWIVLE CLAMP BRACE (48.3x3.25)	14.94

FF-810500 FF-811000 FF-811500 FF-812000 FF-812500 FF-813000

VERTICAL POST

ITEM NO	DESCRIPTION	WEIGHT(KG5)
FF-810250	TOPLOK 0.25M VERTICAL W/SPIGOT	2.47
FF-810500	TOPLOK 0.5M VERTICAL W/SPIGOT	3.43
FF-811000	TOPLOK 1.0M VERTICAL W/SPIGOT	6.11
FF-811500	TOPLOK 1.5M VERTICAL W/SPIGOT	8.72
FF-812000	TOPLOK 2.0M VERTICAL W/SPIGOT	11.50
FF-812500	TOPLOK 2.5M VERTICAL W/SPIGOT	14.03
FF-813000	TOPLOK 3.0M VERTICAL W/SPIGOT	16.70

- Tube OD:1.9"
- 10 Gauge Tube
- Hot DIP Galvanized
- Minimum Yield Strength: 50,000 PSI
- Minimum Tensile Strength: 65,000 PSI



HORIZONTAL/LEDGER

ITEM NO	DESCRIPTION	WEIGHT(KGS)
FF-B20335	2# BOARD LEDGER(1' 10")	2.73
FF-B20823	3# BOARD LEDGER(2' 7")	3.57
FF-B20914	TOPLOK 3' LEDGER	3.77
FF-B21097	TOPLOK 3' 6" LEDGER	4.01
FF-B21219	TOPLOK 4' LEDGER	4.92
FF-B21524	TOPLOK 5' LEDGER	6.08
FF-B21829	TOPLOK 6' LEDGER	6.91
FF-B22134	TOPLOK 7' LEDGER	8.39
FF-B22438	TOPLOK 8' LEDGER	9.54
FF-B22743	TOPLOK 9' LEDGER	10.70
FF-B23048	TOPLOK 10' LEDGER	11.87

- Tube OD:1.9"
- 10 Gauge Tube
- Hot DIP Galvanized
- Minimum Yield Strength: 50,000 PSI
- Minimum Tensile Strength: 65,000 PSI



BAY BRACE

ITEM NO	DESCRIPTION	WEIGHT(KGS)
FF-B31219	4'x6'6" BAY BRACE	7.90
FF-B31524	5'x6'6" BAY BRACE	8.39
FF-B32134	7'x6'6" BAY BRACE	9.56
FF-B32438	8'x6'6" BAY BRACE	10.47
FF-B33048	10'x6'6" BAY BRACE	11.61

SWIVEL CLAMP BRACE

ITEM NO	DESCRIPTION	WEIGHT(KGS)
FF-B40705	8'x6'6" BAY BRACE	10.49
FF-B40707	10'x6'6" BAY BRACE	11.87
FF-B70708	1.09M BAY BRACE	8.17
FF-B70808	1.29M BAY BRACE	8.42

BOARD BRACKET FOR CUP LOCK

ITEM NO	DESCRIPTION	WEIGHT(KGS)
FF-B201	1#BOARD SIDE BRACKET W/SPIGOT	5.53
FF-B202	2#BOARD SIDE BRACKET W/SPIGOT	7.32
FF-B203	3#BOARD SIDE BRACKET W/SPIGOT	9.53



Product: China 100 TON
 Manufacturer: GONGSIL LOGISTIC CO., LTD.
 Address: No. 11, Zhongyuan Road, Wuxi City, Jiangsu Province, China
 Phone: +86 510 83628888
 Fax: +86 510 83628888
 E-mail: gongsil@gongsil.com

Product Information: 1. The Cuplock System is a new type of scaffolding system, which is designed for the construction of high-rise buildings, bridges, and other large-scale projects. It has the advantages of simple structure, easy installation, and high safety.

Model No.	Span (m)	Height (m)	Weight (kg)
FF-B201	1.0	1.0	5.53
FF-B202	2.0	2.0	7.32
FF-B203	3.0	3.0	9.53



2. The Cuplock System is a new type of scaffolding system, which is designed for the construction of high-rise buildings, bridges, and other large-scale projects. It has the advantages of simple structure, easy installation, and high safety.



STEEL PLANKS

ITEM NO	DESCRIPTION	WEIGHT(KGS)
FF-SP0914	3' STEEL PLANK	6.53
FF-SP1219	4' STEEL PLANK	8.32
FF-SP1524	5' STEEL PLANK	10.32
FF-SP1829	6' STEEL PLANK	11.77
FF-SP2134	7' STEEL PLANK	13.50
FF-SP2438	8' STEEL PLANK	15.20
FF-SP2743	9' STEEL PLANK	16.95
FF-SP3048	10' STEEL PLANK	18.66

LADDERS

ITEM NO	DESCRIPTION	WEIGHT(KGS)
FF-991219	4' LADDER	5.04
FF-991524	5' LADDER	8.11
FF-991829	6' LADDER	9.66
FF-993048	10' LADDER	15.65

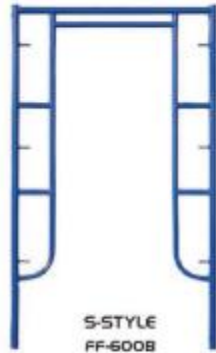
LADDER BRACKET

ITEM NO	DESCRIPTION	WEIGHT(KGS)
FF-991219	LADDER BRACKET	5.04



STAIR STRINGER

ITEM NO	DESCRIPTION	WEIGHT(KGS)
FF-9730-09	30"X9" STAIR TREAD	5.39
FF-9736-09	36"X9" STAIR TREAD	6.30
FF-9744-09	44"X9" STAIR TREAD	7.53
FF-9707-66	7'X6'6" STAIR STRINGER	20.08
FF-9808-66	8'X6'6" STAIR STRINGER	21.7



S-STYLE WALK THROUGH FRAMES (BLUE/DARK BLUE)

ITEM NO	DESCRIPTION	WEIGHT(KGS)
FF-600B	3'X5' WALK THROUGH FRAME	14.77
FF-601B	3'X6'4" WALK THROUGH FRAME	17.56
FF-604B	42"X6'4" WALK THROUGH FRAME	18.97
FF-610B	5'X6'4" WALK THROUGH FRAME	19.66
FF-620B	5'X6'4" LADDER WALK THROUGH FRAME	23.97

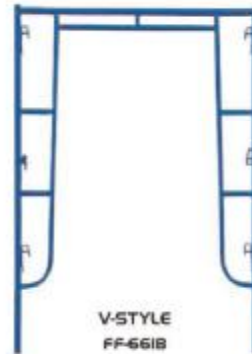


S-STYLE MASON FRAMES (BLUE/DARK BLUE)

ITEM NO	DESCRIPTION	WEIGHT(KGS)
FF-403B	3'X3' SINGLE LADDER	9.08
FF-404B	42"X3' SINGLE LADDER	10.26
FF-405B	5'X2' SINGLE LADDER	10.14
FF-411B	5'X3' SINGLE LADDER	11.76
FF-414B	5'X4' SINGLE LADDER	14.12
FF-417B	5'X5' SINGLE LADDER	16.09
FF-481B	5'X5' DOUBLE LADDER	16.73
FF-432B	5'X6'4" DOUBLE LADDER	19.21
FF-491B	5'X6'4" TRIPLE LADDER	20.06
FF-491BD	5'X6'4" DOUBLE BOX TRIPLE LADDER	22.60

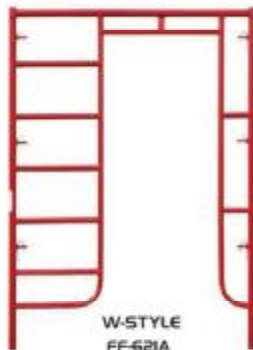
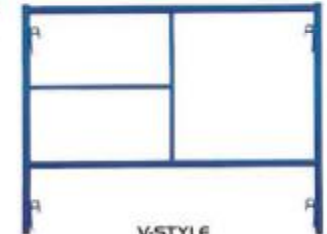
V-STYLE WALK THROUGH FRAMES (DARK BLUE)

ITEM NO	DESCRIPTION	WEIGHT(KGS)
FF-661B	5'X6'4" WALK THROUGH FRAME	20.87
FF-662B	3'X6'4" WALK THROUGH FRAME	18.88
FF-663B	42"X6'4" WALK THROUGH FRAME	19.47
FF-740A	5'X6'4" SHORING WALK THROUGH FRAME	31.32




V-STYLE MASON FRAMES (DARK BLUE)

ITEM NO	DESCRIPTION	WEIGHT(KGS)
FF-664B	5'X2' SINGLE LADDER	10.68
FF-665B	5'X3' SINGLE LADDER	11.88
FF-667B	5'X4' SINGLE LADDER	14.26
FF-668B	5'X5' SINGLE LADDER	15.97
FF-669B	5'X6'4" DOUBLE LADDER	20.39



W-STYLE WALK THROUGH FRAMES (RED/BLACK)

ITEM NO	DESCRIPTION	WEIGHT(KGS)
FF-621A	5'X6'7" LADDER WALK THROUGH FRAME	24.95
FF-632A	5'X6'7" HEAVY DUTY WALK THROUGH FRAME	26.24
FF-634A	5'X6'7" WALK THROUGH FRAME	21.57
FF-635A	3'X6'7" WALK THROUGH FRAME (2 RUNG)	16.21
FF-636A	3'X6'7" WALK THROUGH FRAME (3 RUNG)	19.21



W-STYLE MASON FRAMES (RED/BLACK)


ITEM NO	DESCRIPTION	WEIGHT(KGS)
FF-407A	3'X3'1" SINGLE LADDER	9.12
FF-409A	5'X3'1" SINGLE LADDER	13.97
FF-410A	5'X4'1" SINGLE LADDER	14.73
FF-428A	3'X6'7" LADDER FRAME	16.36
FF-419A	5'X5'1" DOUBLE LADDER	17.36
FF-429A	5'X6'7" DOUBLE LADDER	20.77



FF-707AC

FF-708AC

FF-704AC



FF-701AC

FF-705AC



FF-100

FF-101

FF-104

FF-107

FF-102B

COUPLING PIN

ITEM NO	DESCRIPTION	WEIGHT(KGS)
FF-100	7" W-STYLE COUPLING PIN W/1/8" COLLAR	0.29
FF-101	9" BJ-STYLE COUPLING PIN W/1" COLLAR	0.41
FF-104	9" W/S-STYLE COUPLING PIN W/1" COLLAR	0.50
FF-107	9" W-STYLE COUPLING PIN W/1" COLLAR	0.43
FF-102B	UNIVERSAL SHORING CONNECTOR	0.54



FF-111

FF-112

FF-113

LOCKING PINS

ITEM NO	DESCRIPTION	WEIGHT(KGS)
FF-111	SPAN PIN	0.05
FF-112	TOGGLE PIN	0.06
FF-113	SPRING PIN	0.03
FF-114	PIG TAIL PIN	0.10
FF-118	RIVET PIN	0.03
FF-119	COTTER PIN	0.005



FF-114



FF-118



FF-1100
FF-1104

ALUMINUM BOARD WITH PLYWOOD

ITEM NO	DESCRIPTION	WEIGHT(KGS)
FF-1100	7' X 19" ALUMINUM BOARD WITH PLYWOOD	12.32
FF-1104	10' X 19" ALUMINUM BOARD WITH PLYWOOD	17.19



FF-1101
FF-1103

ALUMINUM BOARD

ITEM NO	DESCRIPTION	WEIGHT(KGS)
FF-1101	7' X 19" ALUMINUM BOARD	12.39
FF-1103	10' X 19" ALUMINUM BOARD	17.39

V-SRYLE WALK THROUGH FRAMES (DARK BLUE)

ITEM NO	DESCRIPTION	WEIGHT(KGS)
FF-701AC	4' x 4' H.L. SHORING FRAME	22.25
FF-702AC	2' x 4' H.L. SHORING FRAME	17.87
FF-703AC	4' x 5' H.L. SHORING FRAME	25.49
FF-704AC	2' x 5' H.L. SHORING FRAME	21.11
FF-705AC	4' x 6' H.L. SHORING FRAME	31.50
FF-706AC	2' x 6' H.L. SHORING FRAME	25.66
FF-707AC	4' x 3' H.L. SHORING FRAME	16.24
FF-708AC	2' x 3' H.L. SHORING FRAME	13.32





FF-920A



FF-920B



FF-921B

INTERNAL STAIR UNITS

ITEM NO	DESCRIPTION	WEIGHT(KGS)
FF-920A	INTERNAL STAIR UNIT W/HANDRAILS (7'X6'7")	51.22
FF-920B	INTERNAL STAIR UNIT W/HANDRAILS (7'X6'4")	50.81
FF-921B	INTERNAL STAIR UNIT W/HANDRAILS (8'X6'4")	56.15



FF-401
6' LADDER
7.14 KGS



FF-400
3' LADDER
4.24 KGS



FF-960
LADDER BRACKET
2.59 KGS



FF-200
LADDER BRACKET
2.45 KGS



FF-800
3' EXPANDABLE ACCESS GATE
9.90 KGS

GUARD RAILS

ITEM NO	DESCRIPTION	WEIGHT(KGS)
FF-500	3' GUARD RAILS	0.99
FF-501	42" GUARD RAILS	1.15
FF-502	5' GUARD RAILS	1.62
FF-503	7' GUARD RAILS	2.30
FF-504	10' GUARD RAILS	4.60
FF-505	4' GUARD RAILS	1.31
FF-506	8' GUARD RAILS	3.70
FF-507	2' GUARD RAILS	0.68
FF-508	6' GUARD RAILS	1.94



FF-530 FF-531 FF-533 FF-537 FF-540



FF-3001
WELL WHEEL
4.29 KGS



FF-3000
HOIST ARM
13.63 KGS

GUARD RAIL POSTS

ITEM NO	DESCRIPTION	WEIGHT(KGS)
FF-530	FEMALE GUARD RAIL POST	3.49
FF-531	FEMALE GUARD RAIL POST W/KICKER	4.12
FF-533	FEMALE GUARD RAIL POST W/KICKER (FLIP LOCKS)	3.34
FF-540	FEMALE GUARD RAIL POST	2.25
FF-537	42" W-STYLE LINE POST W/KICKER	3.39



FF-520
5' END PANEL
6.90 KGS



FF-519
3'/42" END PANEL
4.56 KGS



FF-521
7' GUARD RAIL SIDE PANEL
8.38 KGS



ANGLE IRON CROSS BRACES

ITEM NO	DESCRIPTION	WEIGHT(KG5)
FF-350	4'X3'X4' ANGLE IRON CROSS BRACES	4.50
FF-351	5'X3'X4' ANGLE IRON CROSS BRACES	5.04
FF-352	6'X3'X4' ANGLE IRON CROSS BRACES	5.66
FF-353	7'X3'X4' ANGLE IRON CROSS BRACES	6.30
FF-354	8'X3'X4' ANGLE IRON CROSS BRACES	6.98
FF-357	7'X ANGLE IRON CROSS BRACES	6.30



TUBE CROSS BRACES

ITEM NO	DESCRIPTION	WEIGHT(KGS)
FF-301	7'X2' TUBE CROSS BRACE	4.74
FF-302	7'X3' TUBE CROSS BRACE	4.94
FF-303	7'X4' TUBE CROSS BRACE	5.22
FF-305	10'X4' TUBE CROSS BRACE	6.92
FF-306	10'X3'X4' TUBE CROSS BRACE	6.92
FF-307	10'X2' TUBE CROSS BRACE	6.56
FF-308	10'X3' TUBE CROSS BRACE	6.72
FF-309	7'X1' TUBE CROSS BRACE	4.60
FF-310	8'X4' TUBE CROSS BRACE	5.78
FF-311	7'X42" TUBE CROSS BRACE	5.08
FF-312	5'X4' TUBE CROSS BRACE	4.18
FF-313	6'X4' TUBE CROSS BRACE	4.70
FF-314	8'X2' TUBE CROSS BRACE	5.34
FF-315	8'X3' TUBE CROSS BRACE	5.52
FF-316	8'X3'X4' TUBE CROSS BRACE	5.78
FF-317	7'X27 3/4" TUBE CROSS BRACE	4.08
FF-318	10'X27 3/4" TUBE CROSS BRACE	6.60



FF-150



FF-151



FF-152

CASTERS

ITEM NO	DESCRIPTION	WEIGHT(KG5)
FF-150	8" HEAVY DUTY CASTER	5.60
FF-151	5" HEAVY DUTY CASTER	2.24
FF-152	8" CASTER IRON WHEEL CASTER	5.44



FF-201



FF-203



FF-206



FF-209



FF-213



FF-217



FF-218



FF-221

BRACKETS

ITEM NO	DESCRIPTION	WEIGHT(KGS)
FF-201	21" TUBE SIDE BRACKET	4.61
FF-203	21" SADDLE TUBE SIDE BRACKET	4.65
FF-206	21" END BRACKET	5.77
FF-209	24" TUBE SIDE BRACKET	3.35
FF-213	23" ANGLE IRON SADDLE SIDE BRACKET	5.95
FF-217	12" TUBE SIDE BRACKET	4.48
FF-218	30" TUBE SIDE BRACKET	4.75
FF-221	20"-30" EXPANDABLE SIDE BRACKET	6.01



FF-141



FF-142



FF-143



FF-146



FF-144



FF-145



FF-147



FF-2000
STEEL MULTI-FUNCTION SCAFFOLD
72.57 KGS



FF-2001
STEEL GUARD RAIL ASSEMBLY
37.19 KGS

BASE PLATE

ITEM NO	DESCRIPTION	WEIGHT(KGS)
FF-141	5' x 5' SCAFFOLD BASE PLATE	0.90
FF-142	7' x 9' SHORING BASE PLATE	3.59
FF-143	7' x 7' SHORING BASE PLATE	2.90
FF-144	8' x 8' SHORING U-HEAD	5.83
FF-145	8' x 8' SHORING BASE PLATE	3.62
FF-146	5' x 5' SWIVEL BASE PLATE	1.79
FF-147	8' x 9' SHORING U-HEAD	6.27

GALVANIZED PROPS

ITEM NO	OUTER TUBE	INNER TUBE	ADJUSTABLE LENGTH
FF-720	od 60x3.5mm	od 48x3mm	1062mm - 1830mm
FF-720A	od 60x3.5mm	od 48x3mm	1690mm - 3070mm
FF-720B	od 60x3.5mm	od 48x3mm	1981mm - 3361mm
FF-720C	od 60x3.5mm	od 48x3mm	2649mm - 4029mm
FF-720D	od 60x3.5mm	od 48x3mm	3257mm - 5012mm

LIGHT DUTY PROPS

ITEM NO	OUTER TUBE	INNER TUBE	ADJUSTABLE LENGTH
FF-722	od 48x2mm	od 40x2mm	1000mm - 1800mm
FF-722A	od 48x2.5mm	od 40x2.5mm	1600mm - 2900mm
FF-722B	od 48x2mm	od 40x2mm	2000mm - 3600mm
FF-722C	od 48x2mm	od 40x2mm	2500mm - 4500mm
FF-722D	od 48x2mm	od 40x2mm	3000mm - 5500mm



FF-20134
1 3/8"x24" SCREW JACK
W/ BASE PLATE
5.39 KGS



FF-20130
1 3/8" SOCKET JACK
4.98 KGS



FF-20137
30" TB-JACK
9.73 KGS



FF-20138
48" 8X-JACK
11.65 KGS



FF-720



FF-722



FF-0001
GERMAN TYPE DOUBLE COUPLER
48.3mm 1.25 KGS



FF-0002
GERMAN TYPE SWIVEL COUPLER
48.3mm 1.45 KGS



FF-0003
GERMAN TYPE HALF COUPLER
48.3mm 0.71 KGS



FF-0006
GERMAN TYPE SWIVEL COUPLER
76mmX48.3mm76mm 1.90 KGS



FF-0043
GERMAN TYPE DOUBLE COUPLER
30.1mmX30.1mm 1.00 KGS



FF-0044
GERMAN TYPE SWIVEL COUPLER
30.1mmX30.1mm 1.00 KGS



FF-0048
GERMAN TYPE WELDED BOLT M14
48.3mm 0.70 KGS



FF-0049
GERMAN TYPE WELDED BOLT M20
48.3mm 0.75 KGS



FF-0005
GERMAN TYPE DOUBLE COUPLER
76mmX48.3mm 1.85 KGS



FF-0008
GERMAN TYPE HALF COUPLER
76mm 1.20 KGS



FF-002P
GERMAN TYPE SWIVEL COUPLER
48.3mm 1.30 KGS



FF-000P
GERMAN TYPE DOUBLE COUPLER
76mmX48.3mm 1.10 KGS



FF-0025
GERMAN TYPE WELDED PIN
48.3mm 0.82 KGS



FF-0026
GERMAN TYPE WELDED L ROD
48.3mm 0.92 KGS



FF-0027
GERMAN TYPE WELDED U ROD
48.3mm 0.92 KGS



FF-0028
GERMAN TYPE WELDED BOARD
48.3mm 1.15 KGS



FF-0032
GERMAN TYPE HALF COUPLER
48.3mm 0.65 KGS



FF-002
GERMAN TYPE HALF COUPLER
60mmX48.3mm 1.60 KGS



FF-001
GERMAN TYPE DOUBLE COUPLER
60mmX48.3mm 1.50 KGS



FF-001B
GERMAN TYPE HALF COUPLER
60mm 0.85 KGS



FF-0045
GERMAN TYPE WELDED TUBE
48.3mm 1.43 KGS



FF-0029
GERMAN TYPE WELDED L PLANK
48.3mm 1.16 KGS



FF-0036
GERMAN TYPE FORGED SLEEVE
48.3mm 1.58 KGS



FF-0040
GERMAN TYPE SWIVEL WELDED HEAD
48.3mm 1.30KGS



FF-0005
GERMAN TYPE DOUBLE COUPLER
50.8mm 1.45 KGS



FF-0006
GERMAN TYPE SWIVEL COUPLER
50.8mm 1.60 KGS



FF-0004
LIGHT SWIVEL COUPLER
48.3mm 1.25 KGS



FF-0003
LIGHT DOUBLE COUPLER
48.3mm 1.05 KGS



FF-0029
GERMAN TYPE WELDED HEAD
48.3mm 1.20 KGS



FF-0046
GERMAN TYPE PARALLEL WELDING
48.3mmX48.3mm 1.20 KGS



FF-0018
GERMAN TYPE SWIVEL COUPLER
34mmX48.3mm 1.11 KGS



FF-0017
GERMAN TYPE DOUBLE COUPLER
34mmX48.3mm 0.96 KGS



FF-0021
GERMAN TYPE DOUBLE COUPLER
42mmX48.3mm 1.00 KGS



FF-0022
GERMAN TYPE SWIVEL COUPLER
42mmX48.3mm 1.20 KGS



FF-0021A
GERMAN TYPE DOUBLE COUPLER
42mmX50.8mm 1.05 KGS



FF-0022D
GERMAN TYPE SWIVEL COUPLER
42mmX50.8mm 1.10 KGS



FF-0047
COUPLER WITH WELDED COUPLING PIN
48.3mm 1.50 KGS



FF-0048
COUPLER WITH WELDED PLANK
48.3mm 1.60 KGS



FF-0108
BRITISH TYPE DOUBLE COUPLER
48.3mm 1.07 KGS



FF-0102
BRITISH TYPE SWIVEL COUPLER
48.3mm 1.25 KGS



FF-0022
GERMAN TYPE DOUBLE COUPLER
42mmX42mm 1.10 KGS



FF-0024
GERMAN TYPE SWIVEL COUPLER
42mmX42mm 1.10 KGS



FF-0019
GERMAN TYPE DOUBLE COUPLER
48.3mmX30.1mm 1.00 KGS



FF-0020
GERMAN TYPE SWIVEL COUPLER
48.3mmX30.1mm 1.10 KGS



FF-0104
BRITISH TYPE HALF COUPLER
48.3mm 0.60 KGS



FF-0103
FORGED PUTLOG COUPLER
48.3mm 0.75 KGS



FF-0050
NORDIC TYPE SWIVEL COUPLER
76mmX76mm 2.75 KGS



FF-0049
NORDIC TYPE DOUBLER COUPLER
76mmX76mm 2.98 KGS



FF-0901
AMERICAN TYPE DOUBLE COUPLER
48.3mm 1.60 KGS



FF-0900
AMERICAN TYPE SWIVEL COUPLER
48.3mm 1.75 KGS



FF-0904
AMERICAN TYPE HALF COUPLER
48.3mm 0.85 KGS



FF-0904C
SIDE-BY-SIDE COUPLER
48.3mmX42mm 0.84 KGS



FF-094
ROUND RING HALF COUPLER
48.3mm 1.20KGS



FF-9916
ROUND RING COUPLER
48.3mm 1.20 KGS



FF-0103
FORGED INNER JOINT PIN
48.3mm 1.08 KGS



FF-0105
FORGED INNER JOINT PIN
48.3mm 1.65 KGS



FF-0902
FIXED GIRDER COUPLER
48.3mm 1.42 KGS



FF-0903
SWIVEL GIRDER COUPLER
48.3mm 1.60 KGS



FF-0908T
AMERICAN TYPE SWIVEL COUPLER
89mmX48.3mm 2.95 KGS



FF-0907T
AMERICAN TYPE DOUBLE COUPLER
89mmX48.3mm 2.60 KGS



FF-0106
PRESSED INNER JOINT PIN
48.3mm 0.75 KGS



FF-0107
SLEEVE COUPLER
48.3mm 1.20KGS



FF-0108
SLEEVE COUPLER
48.3mm 1.12KGS



FF-0109
SLEEVE COUPLER
48.3mmX48.3mm 1.09KGS



FF-0909
AMERICAN TYPE HALF COUPLER
89mm 2.10 KGS



FF-0909A
COUPLER WITH WELDED BOLT
89mm 2.35 KGS



FF-0201
AUSTRALIAN TYPE DOUBLE COUPLER
48.3mm 1.12 KGS



FF-0200
AUSTRALIAN TYPE SWIVEL COUPLER
48.3mm 1.30KGS



FF-010
FENCING COUPLER
48.3mm 0.47 KGS



FF-011
SOLID PLATE COUPLER
48.3mm 0.54 KGS



FF-0030
IRON PLATE SWIVEL COUPLER
48.3mm 1.45 KGS



FF-0207
V COUPLER
48.3mm 1.03KGS



FF-0204
AUSTRALIAN TYPE HALF COUPLER
48.3mm 0.60 KGS



FF-0206
AUSTRALIAN TYPE SWIVEL COUPLER
50.8mm 1.20 KGS



FF-0203
AUSTRALIAN TYPE DOUBLE COUPLER
50.8mm 1.08 KGS



FF-0205
AUSTRALIAN TYPE HALF COUPLER
50.8mm 0.60 KGS



FF-0942
CLIP COUPLER
48.3mm 1.17KGS



FF-0801
ITALIAN FORGED DOUBLE COUPLER
48.3mm 1.20 KGS



FF-0802
ITALIAN FORGED SWIVEL COUPLER
X48.3mm 1.63 KGS



FF-0809
ITALIAN PRESSED DOUBLE COUPLER
42mmX50.8mm 1.35 KGS



FF-0802
ITALIAN PRESSED SWIVEL COUPLER
X50.8mm 1.54 KGS





HOLLOW JACK BASE (Any size can be customized)

ITEM NO	SIZE	BASE PLATE
FF-2002	ø38x4mm Tr6 600mm	150mmX150mmX5mm
FF-2003	ø38x4mm Tr6.35 600mm	150mmX150mmX5mm
FF-2004	ø38x4.5mm Tr8 300mm/400mm/500mm 600mm	150mmX150mmX5mm
FF-2006	ø40x3.5mm Tr6.35 390mm/500mm/750mm/1000mm	148mmX148mmX5mm
FF-2009	ø38x4mm Tr6 300mm	148mmX148mmX5mm



SOLID JACK BASE (Any size can be customized)

ITEM NO	SIZE	BASE PLATE
FF-2001	ø34 Tr6 600mm/914mm	133mmX133mmX5mm
FF-20025	ø38 Tr6 600mm	150mmX150mmX8mm
FF-20134	ø34 Tr6 603mm/457mm	139mmX139mmX6mm



HOLLOW/SOLID JACK BASE (Any size can be customized)

ITEM NO	SIZE	WEIGHT(KG±5)
FF-2019	ø16 SOLID 0.5m/0.75m/1.0m/1.5m	0.78/1.18/1.58/2.36
FF-20174	ANY SIZE	ANY
FF-20130	ø30 SOLID 600mm	4.98
FF-20133	ø48X4mm HOLLOW 914mm	4.92

www.gongsilogistic.com




U HEAD JACK BASE (Any size can be customized)

ITEM NO	SIZE	U HEAD
FF-2025	SOLID ø34 600mm	100mmX120mmX63mmX4mm
FF-2026	HOLLOW ø38mmX4mm 300mm/400mm/500mm	165mmX175mmX70mmX8mm



SWIVEL JACK BASE

ITEM NO	SIZE	BASE PLATE
FF-20178	HOLLOW ø38mmX4mm RøB 400mm/500mm/600mm/800mm	150mmX150mmX5mm
FF-20164	ø34 Tr6 603mm/457mm	139mmX139mmX6mm



www.gongsilogistic.com



FF-2000
JACK NUT
0.36 KGS



FF-2001
JACK NUT
0.64KGS



FF-2002
JACK NUT
0.57 KGS



FF-2008
JACK NUT
0.33 KGS



FF-2190
FORGED WING NUT
0.70 KGS/DIA 90mm



FF-2172
WING NUT
0.70 KGS



FF-2115
FORGED WING NUT
1.33 KGS/DIA 150mm



FF-2102
FORGED WING NUT
1.07 KGS/DIA 120mm



FF-20133
JACK NUT
0.95 KGS



FF-20134
JACK NUT
0.61 KGS



FF-29903
JACK NUT
0.52 KGS



FF-29903
JACK NUT
0.50 KGS



FF-2101
FORGED WING NUT
1.18 KGS/DIA 120mmX120mm



FF-212
FORGED WING NUT
1.22 KGS/DIA 100mmX140mm



FF-2105
FORGED WING NUT
1.35KGS/DIA 130mm



FF-213
FORGED WING NUT
1.08 KGS/DIA 120mm



FF-2106A
FORGED WING NUT
0.60 KGS/DIA 70mm



FF-2141
WING NUT
0.55 KGS



FF-2131
WING NUT
0.55 KGS



FF-2170
FORGED WING NUT
0.38 KGS/DIA 70mm



FF-401
CASTING STEEL PROP NUT
0.365 KGS



FF-402
CASTING STEEL PROP NUT
0.78 KGS



FF-2100A
FORGED WING NUT
0.58 KGS/DIA 80mm



FF-2100A
FORGED WING NUT
0.60 KGS/DIA 100mm



FF-2100A
FORGED WING NUT
0.80 KGS/DIA 110mm



FF-2106
FORGED WING NUT
1.25 KGS/DIA 130mm



FF-210
ADJUSTABLE HEAD
4.25 KGS

FF-2109
ADJUSTABLE HEAD
2.88 KGS

FF-211
ADJUSTABLE ANGLE HEAD
5.23±2 KGS



FF-4016C
ROUND RING
0.435 KGS



FF-4016
ROUND RING
0.49 KGS/134mmØmm



FF-4009
DIAGONAL BRACE END(LEFT/RIGHT)
0.33 KGS



FF-4008
DIAGONAL BRACE END
0.54 KGS



FF-4002
FORGED TOP CUP
0.53 KGS



FF-4001
FORGED LEDGER
0.25 KGS



FF-4003
BOTTOM CLIP
0.18 KGS



FF-0814
BODY(SWIVEL)
0.28 KGS



FF-0814-2
FORGED CAP
0.16 KGS



FF-2107
TEMPLATE HOOK
0.65 KGS



FF-2100
TEMPLATE FOLDER
0.486 KGS